

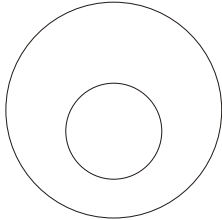
Set # 4-10104

Offset Mustang Rack Bushings



1131 VIA CALLEJON, SAN CLEMENTE, CA 92673

The offset design of these bushings will raise the rack. This will partially correct bump steer.



down



Bushings must be installed with offset hole down and centered in the 6 o'clock position.

Must re-use factory inner metal sleeve.

It is recommended that a factory service manual be purchased prior to performing any work on your car or truck.

© 2002 Energy Suspension. All rights reserved.
May not be reproduced, in any form, or by any means, without the written consent of Energy Suspension.

Before tightening the rack bolts, loosen the pinch bolts at couplers to eliminate any binding in the steering column. **INSTALLATION NOTE:** Re-tighten pinch bolts after rack mounting bolts. Check for sufficient clearance between rack and engine mount brackets.

17094
071698 JTL
Updated 14/FEB/02 BRH

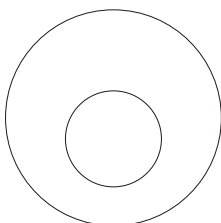
Set # 4-10104

Offset Mustang Rack Bushings

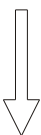


1131 VIA CALLEJON, SAN CLEMENTE, CA 92673

The offset design of these bushings will raise the rack. This will partially correct bump steer.



down



Bushings must be installed with offset hole down and centered in the 6 o'clock position.

Must re-use factory inner metal sleeve.

It is recommended that a factory service manual be purchased prior to performing any work on your car or truck.

© 2002 Energy Suspension. All rights reserved.
May not be reproduced, in any form, or by any means, without the written consent of Energy Suspension.

Before tightening the rack bolts, loosen the pinch bolts at couplers to eliminate any binding in the steering column. **INSTALLATION NOTE:** Re-tighten pinch bolts after rack mounting bolts. Check for sufficient clearance between rack and engine mount brackets.

17094
071698 JTL
Updated 14/FEB/02 BRH