

## Installation Instructions for set # 4-5178



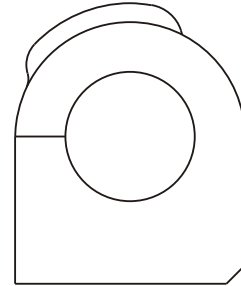
1131 VIA CALLEJON, SAN CLEMENTE, CA 92673

1. Remove sway bar brackets from vehicle undercarriage.
2. Remove sway bar bushings from front sway bar.
3. Apply supplied grease to I.D. of polyurethane bushings.
4. Install polyurethane bushings onto sway bar as shown.
5. Install sway bar brackets and torque fasteners to factory specs.

It is recommended that a factory service manual be purchased prior to performing any work on your car or truck.



**Front  
of vehicle**



© 2002 Energy Suspension. All rights reserved.  
May not be reproduced, in any form, or by any means,  
without the written consent of Energy Suspension.

**17321**

6-7-00 jl

Updated 8/MAY/02 BRH

## Installation Instructions for set # 4-5178



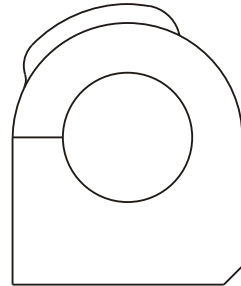
1131 VIA CALLEJON, SAN CLEMENTE, CA 92673

1. Remove sway bar brackets from vehicle undercarriage.
2. Remove sway bar bushings from front sway bar.
3. Apply supplied grease to I.D. of polyurethane bushings.
4. Install polyurethane bushings onto sway bar as shown.
5. Install sway bar brackets and torque fasteners to factory specs.

It is recommended that a factory service manual be purchased prior to performing any work on your car or truck.



**Front  
of vehicle**



© 2002 Energy Suspension. All rights reserved.  
May not be reproduced, in any form, or by any means,  
without the written consent of Energy Suspension.

**17321**

6-7-00 jl

Updated 8/MAY/02 BRH

## Installation Instructions for set # 4-5178



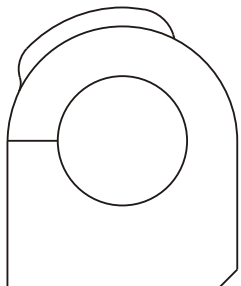
1131 VIA CALLEJON, SAN CLEMENTE, CA 92673

1. Remove sway bar brackets from vehicle undercarriage.
2. Remove sway bar bushings from front sway bar.
3. Apply supplied grease to I.D. of polyurethane bushings.
4. Install polyurethane bushings onto sway bar as shown.
5. Install sway bar brackets and torque fasteners to factory specs.

It is recommended that a factory service manual be purchased prior to performing any work on your car or truck.



**Front  
of vehicle**



© 2002 Energy Suspension. All rights reserved.  
May not be reproduced, in any form, or by any means,  
without the written consent of Energy Suspension.

**17321**

6-7-00 jl

Updated 8/MAY/02 BRH