

# Instructions

## For an Exact Match on Your CHRYSLER VEHICLE

### 1. Locate Your Manufacturer's Paint Code

Your car or truck's **Paint Code** is located on a vehicle identification plate or sticker. Locations vary by year and by vehicle model. (See Illustration A)

The paint color code location for your model can be found below on the **Vehicle I.D. Plate or Sticker Location Chart**. All Chrysler models 2007 and newer: **Paint Code** on Driver's Side Door or Door Jam – **Paint Codes** are 3 digits long and contain both letter and numbers (**PNT=Paint Code**)

### 2. Locate Your Vehicle Model Year

Next, if you don't know the year of your vehicle, you will find it on your **Vehicle Registration Card** (See Illustration B).

### 3. Locate your vehicle year in the tabs below. Find your manufacturer and your **Paint Color Code**. Choose your **Rust-Oleum® Touch Up Paint** product.

**Vehicle I.D. Plate or Sticker**

MFD	DaimlerChrysler Corporation	DATE OF MFR	3-02	GWR	2745 KG(6050 LB)		
GWR FRONT	1361 KG(3000 LB)	WTH TIRES	P225/75R15XL	RIMS AT	3.5X7	COLD	243 KPA(35 PSI)
GWR FRONT	1672 KG(3686 LB)	WTH TIRES	P225/75R15XL	RIMS AT	3.5X7	COLD	282 KPA(41 PSI)

THIS VEHICLE CONFORMS TO ALL APPLICABLE FEDERAL MOTOR VEHICLE SAFETY AND THEFT PREVENTION STANDARDS IN EFFECT ON THE DATE OF MANUFACTURE SHOWN ABOVE.

VIN: XXXXXXXXXXXXXXXXXXXX TYPE: MPV SINGLE X DUAL

MOH: 050633 761AA **PNT:PS2** VEHICLE MADE IN MEXICO TRM:879V 4648507

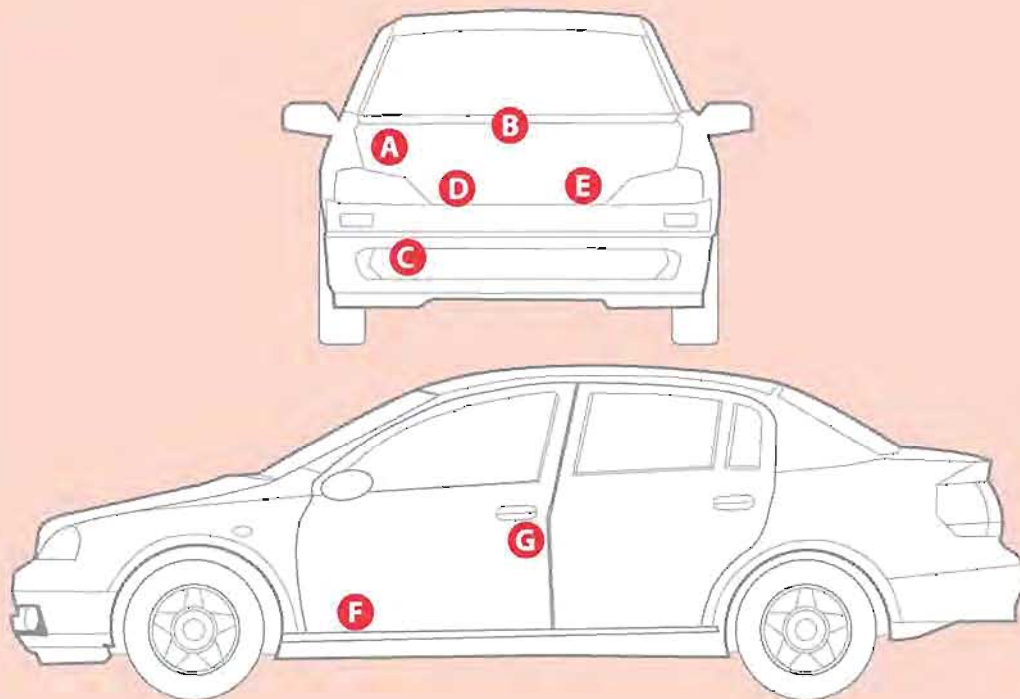
**A**

**Vehicle Registration Card**

Vehicle Year	2005	Vehicle Make	YOUR VEHICLE	VIN	XXXXXXXXXXXXXXXXXXXX
Weight or GVS		Body Style	CARRYALL	Application Type	PASSENGER
Axles	Leased/Rental	Unit Number	File Number	County	049
	LEASED			LAKE	
Driver's License Number(s)			Expiration Date	Plate Number	
DRIVERS LIC, STATE ID, FEIN #			10/31/2011	LL39257	

**B**

## Vehicle I.D. Plate or Sticker Location Chart for Chrysler Vehicles



### Instructions

Paint Code Location	Vehicle
<b>A</b>	Concorde – Crossfire – Intrepid – Neon 300C – 300M – 300
<b>B</b>	Crossfire – PT Cruiser – Sebring Coupe Stratus Coupe – 300 – 300M – 300C
<b>C</b>	Liberty
<b>D</b>	Caravan – Pacifica – Ram Truck Town & Country – Voyager
<b>E</b>	Ram Van – Sebring Convertible Sebring Sedan – Stratus Sedan
<b>F</b>	Dakota – Front Passenger Floor Pan Durango – Front Passenger Wheel Well Wrangler
<b>G</b>	Grand Cherokee – Viper

# Instructions

## 1. Locate Your Manufacturer's Paint Code

Your car or truck's **Paint Code** is located on a vehicle identification plate or sticker. Locations vary by year and by vehicle model. The paint color code location for your model can be found below on the **Vehicle I.D. Plate or Sticker**. Ford/Lincoln/Mercury have an identification plate on the driver's side door jam front door (A or B) or driver's "B" Pillar. (See Illustration A)

## 2. Locate Your Vehicle Model Year

Next, if you don't know the year of your vehicle, you will find it on your **Vehicle Registration Card (See Illustration B)**.

## 3. Locate your vehicle year in the tabs below. Find your manufacturer and your **Paint Color Code**. Choose your **Rust-Oleum® Touch Up Paint** product.

### For an Exact Match on Your **FORD VEHICLE**

#### Vehicle I.D. Plate or Sticker

MFD. BY FORD MOTOR CO. IN U.S.A.  
DATE: 10/87 GVWR 5475 LB/2483K0  
FRONT GAWR: 2721 LB 1234K0  
REAR GAWR: 2840 LB 1288K0  
THIS VEHICLE CONFORMS TO ALL APPLICABLE FEDERAL MOTOR VEHICLE SAFETY,  
BUMPER, AND THEFT PREVENTION STANDARDS IN EFFECT ON THE DATE OF  
MANUFACTURE SHOWN ABOVE.  
VIN: XXXXXXXXXXXXXXXXXXXX F0090  
TYPE: PASSENGER R0099  
19 22  
54D VY DYP UA O K TSN55

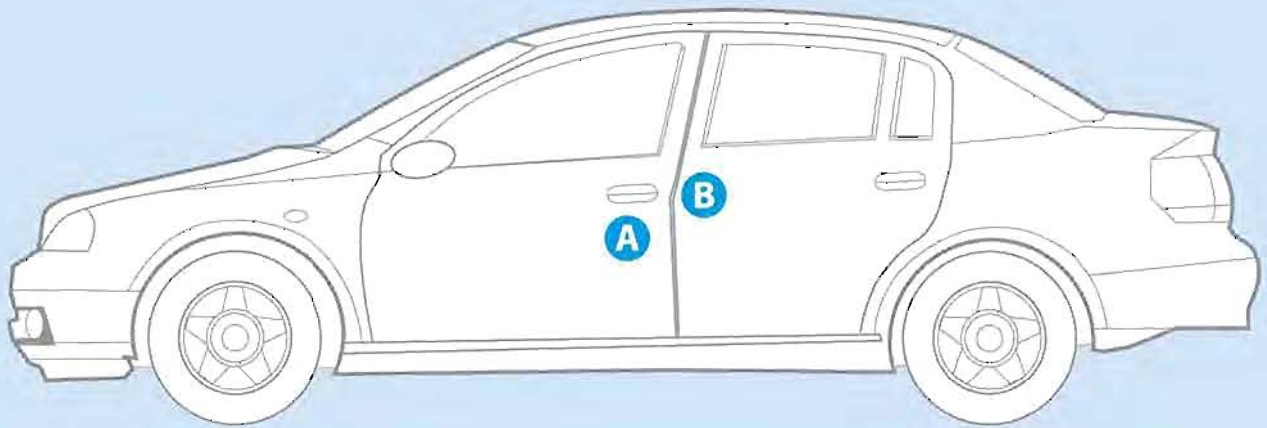
A

#### Vehicle Registration Card

Vehicle Year 2005	Vehicle Make YOUR VEHICLE	VIN XXXXXXXXXXXXXXXXXXXX			
Weight or Cies	Body Style CARRYALL	Application Type PASSENGER			
Axles	Leased/Rental LEASED	Unit Number	File Number	County LAKE	049
Driver's License Number(s) DRIVERS LIC, STATE ID, FEIN #		Expiration Date 10/31/2011	Plate Number LL39257		

B

## Vehicle I.D. Plate or Sticker Location Chart for Ford Vehicles



Manufacturer	Paint Code Location
Ford	<b>A, B</b>

### Ford Paint Code Location Description

**A** – Driver's "B" Pillar

**B** – Driver's Door Edge

**Instructions**

# Instructions

## 1. Locate Your Manufacturer's Paint Code

Your car or truck's **Paint Code** is located on a Service Parts Identification plate. Locations vary by year and by GM vehicle model. (See Illustration A) The paint color code location for your model can be found below on the **Service Parts Identification Plate Location Chart**.

**PRIOR to 1984**

GM Group cars, except for Corvair and Corvette, have the identification plate under the hood on the upper left or right side of the firewall. For Corvair, locate the I.D. plate on the instruction panel brace below the glove compartment. Corvette owners should contact a local dealer for cars built before 1984.

**1984 to PRESENT**

GM Group cars made after Sept. 15, 1984 have a **two-part** color identification system. The **Paint Code** may follow "BC/CC" (base coat/ clear coat) and have an "L" or a "U." "U" is normally the body color. (See Illustration A).

## 2. Locate Your Vehicle Model Year

Next, if you don't know the year of your vehicle, you will find it on your **Vehicle Registration Card** (See Illustration B).

## 3. Locate your vehicle year in the tabs below. Find your manufacturer and your Paint Color Code. Choose your **Rust-Oleum® Touch Up Paint** product.

### For an Exact Match on Your GENERAL MOTORS VEHICLE

#### Service Parts Identification Plate

SERVICE PARTS IDENTIFICATION										DO NOT REMOVE	
2G0EC		143.5		CWXF8S		CC15753					
AE7	AJ1	AH7	AU0	AU3	A31	B30	B32	B33	B85	C60	
DK7	D48	EVA	E63	GU6	JC5	K18	K34	K68	LM7	M30	
NC1	NP5	OSG	PF9	ONG	D4B	SLM	UN0	U03	VB3	VG6	
VG8	YP6	VXS	V22	V73	XNG	X88	YA7	YD3	YD6	YE9	
YF5	YNG	ZNG	ZY1	Z83	1SB	15Z	12D	121	51U	6MT	
7MT											
8C/CC		U 334D		120							

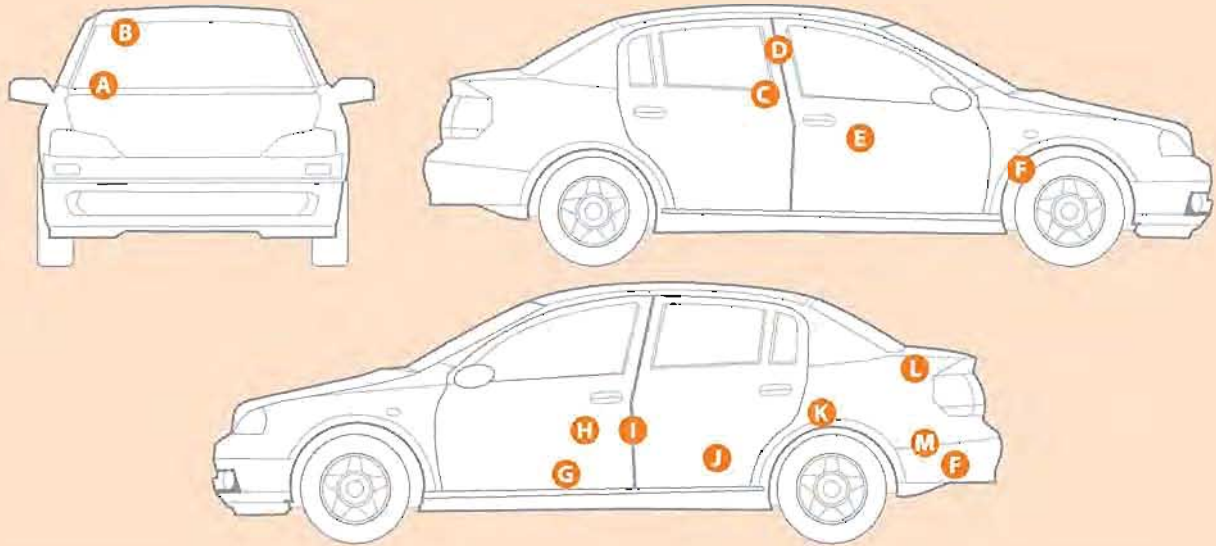
A

#### Vehicle Registration Card

Vehicle Year <b>2005</b>	Vehicle Make <b>YOUR VEHICLE</b>	VIN <b>XXXXXXXXXXXXXXXXXXXX</b>
Weight or C.V.s	Body Style <b>CARRYALL</b>	Application Type <b>PASSENGER</b>
Axes	Leased/Rental <b>LEASED</b>	Unit Number
File Number	County <b>LAKE</b>	049
Driver's License Number(s) <b>DRIVERS LIC. STATE ID, FEIN #</b>	Expiration Date <b>10/31/2011</b>	Plate Number <b>LL39257</b>

B

## Service Parts Identification Plate Location Chart for General Motors Vehicles



## Instructions

Manufacturer	Paint Code Location
Buick	A, L, M
Cadillac	A, M
Chevrolet	A, B, C, D, E, G, J, L, M
GMC	A, B, C, D, E, G,

Manufacturer	Paint Code Location
Hummer	A, I
Oldsmobile	A, F, J, M
Pontiac	A, J, K, L, M
Saturn	H, M

### GM Paint Code Location Description

<b>A</b> – Glove Box	<b>F</b> – Right Wheel House or Under Spare Tire	<b>K</b> – Left Rear Access (Pontiac Aztec Only)
<b>B</b> – Passenger Side Sun Visor	<b>G</b> – Left Side Under Drivers Seat	<b>L</b> – Inside Deck Lid
<b>C</b> – Behind Passenger Seat	<b>H</b> – Driver's Door	<b>M</b> – Spare Tire Cover
<b>D</b> – Rear Face Right "B" Pillar Face	<b>I</b> – Driver's Door Jam or Lower Sail Panel	
<b>E</b> – Passenger Door Rear Face	<b>J</b> – Left Rear Storage Compartment Inside Door	

# Instructions

## 1. Locate Your Manufacturer's Paint Color Code

Your car or truck's **Paint Code** is located on a vehicle identification plate or sticker. Locations vary by year, manufacturer, and by vehicle model. **(See Illustration A)** The paint color code location for your model can be found below on a **Vehicle I.D. Plate or Sticker**.

## 2. Locate Your Vehicle Model Year

Next, if you don't know the year of your vehicle, you will find it on your **Vehicle Registration Card** **(See Illustration B)**.

## 3.

Locate your vehicle year in the tabs below. Find your manufacturer and your **Paint Color Code**. Choose your **Rust-Oleum® Touch Up Paint** product.

### For an Exact Match on Your **IMPORT VEHICLE**

#### Vehicle I.D. Plate or Sticker

MFD . BY : TOYOTA MOTOR CORPORATION 03/02  
GVWR 4465LB GAWR FR 2670LB RR 2670LB  
THIS VEHICLE CONFORMS TO ALL APPLICABLE  
FEDERAL MOTOR VEHICLE SAFETY . BUMPER . AND  
THEFT PREVENTION STANDARDS IN EFFECT ON  
THE DATE OF MANUFACTURE SHOWN ABOVE .  
GTWAQ30330923467 PASS . CAR



C/TR : 1CO/HG46 MODEL : GCH35L-YAHJS  
A/TM : 02B/U160E MADE IN JAPAN  
NO.600

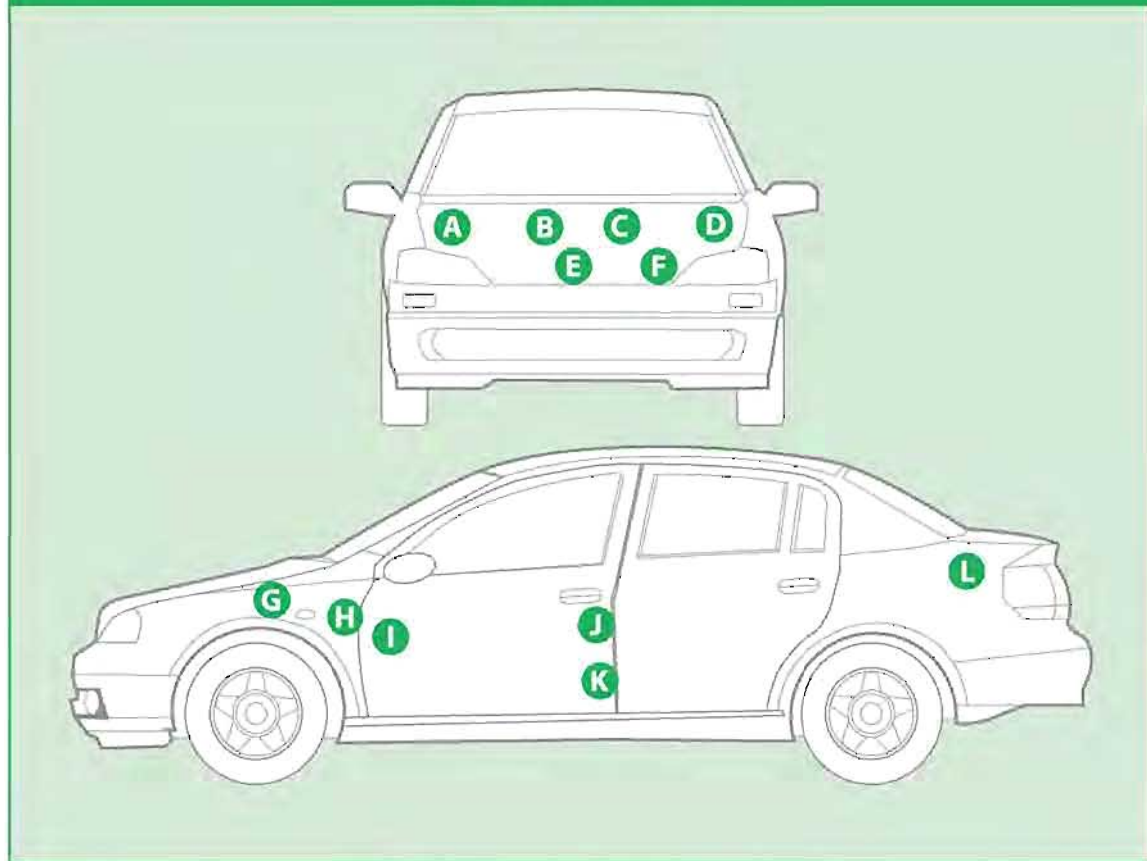
**A** **Note:** Vehicle I.D. Plate will vary by Manufacturer

#### Vehicle Registration Card

Vehicle Year <b>2005</b>	Vehicle Make <b>YOUR VEHICLE</b>	VIN <b>XXXXXXXXXXXXXXXXXXXX</b>			
Weight or Cies	Body Style <b>CARRYALL</b>	Application Type <b>PASSENGER</b>			
Axles	Leased/Rental <b>LEASED</b>	Unit Number	File Number	County <b>LAKE</b>	<b>049</b>
Driver's License Number(s) <b>DRIVERS LIC, STATE ID, FEIN #</b>		Expiration Date <b>10/31/2011</b>	Plate Number <b>LL39257</b>		

**B**

# Vehicle I.D. Plate or Sticker Location Chart for Imports



## Instructions

Manufacturer	Paint Code Location
Acura	J (all models Driver's Rear Door Jam)
Audi	L (Spare Tire)
BMW	G (Strut Tower, left or right)
Honda	J (all models Driver's Rear Door Jam) except Passport: D
Hyundai	J (all models except Excel B, Scoupe B, Sonata B or J)
Infiniti	J (always Driver's Door Jam)
Isuzu	A, C, D, J (Driver's Door Jam), or Glove Box
Kia	J (Driver's Door Jam), in older models it can be under the hood or trunk
Lexus	J (Driver's Side Door Jam)
Mazda	K, J (Firewall Inside Driver's Door Edge or Jam [Pillar])
Mitsubishi	A, B, C, E, J
Mercedes	B, E, J
Nissan	A, B, E, H, J, K

Manufacturer	Paint Code Location
Porsche	E (Under Hood), J (Driver's Door Jam), L (around Spare Tire or Trunk)
Scion	J (Drivers Door Jam)–Paint Code is 3 digits long and can contain both letters and numbers. The C/TR is where the exterior color code starts.
Subaru	G (Strut Tower, left or right) or J
Toyota	J, K
Volkswagen	L (under the Trunk Deck Lid, inside Rear Compartment, under the Mat, or on Spare Tire Wheel Well)
Volvo	C, G, E, J (either Driver or Passenger Side Strut Tower, on the Firewall, on the Radiator Support, inside Driver's Side Door Edge or Jam)